
Services to Seniors Coalition Survey

— Sponsored by **Lionsview Seniors' Planning Society** —

Summer 2022

Summary

- Lionsview Seniors' Planning Society sent out a survey to members of the Services to Seniors' Coalition in order to gain valuable feedback and make improvements for future Coalitions.

Format

- 17 Questions
- 17 Respondents

Question 1

“Are you a member of the Coalition?”

Question type: Multiple choice

Number of Respondents: 17

Responses:

- 17 respondents (100%) answered “yes”

Question 2

“How long have you been a member?”

Question Type: Short answer

Number of Respondents: 17

Responses:

- 4 respondents indicated they have been a member for 2 years or less
- 4 respondents have been a member for 3-5 years
- 5 respondents have been a member for 5-10 years
- 2 respondents have been a member for 15 years
- 1 respondent has been a member for 30 years
- 1 respondent was unsure about his membership status

Question 3

“How often do you make it to Coalition meetings? (9 meetings)”

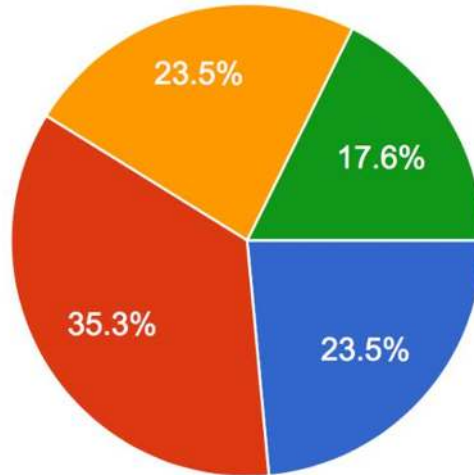


Question type: Multiple choice

Number of respondents: 17

Responses:

- 6 respondents answered “5-8 meetings”
- 4 respondents answered “3-5 meetings”
- 4 respondents answered “8-9 meetings”
- 3 respondents answered “less than 3 meetings”



Question 4

“What is your opinion of Zoom vs in-person meetings, timing, convenience?”

Question type: Long answer

Number of respondents: 16

Responses:

- Overwhelmingly, the responses indicate that the respondents prefer Zoom over in-person meetings
 - “No travel time required or having to find parking”
 - “Zoom meetings are very convenient”
 - Some respondents did indicate that occasional in-person meetings are beneficial for discussions/planning and networking
-

Question 5

“Would you be interested in in-person meetings?”

Question type: Multiple choice with
“other” option

Number of respondents: 17

Responses:

- 6 respondents (35.3%) answered “yes”
- 4 respondents (23.5%) answered “no”
- 7 respondents (41.3%) answered “other”
 - Some “other” responses were;
 - “Yes, but zoom still preferred”
 - “Maybe 1x or 2x a year”
 - “Bi monthly”
 - “Combination of zoom and in-person”

Question 6 “Do you face any barriers to accessing in-person meetings?”

Question type: Short answer

Number of respondents: 16

Responses:

- 6 respondents (37.6%) answered “no”
- 9 respondents indicated to some degree that time constraints are a barrier to in-person meetings
- 1 respondent cannot attend Tuesdays or Thursdays
- 1 respondent indicated parking and travel time can be a barrier

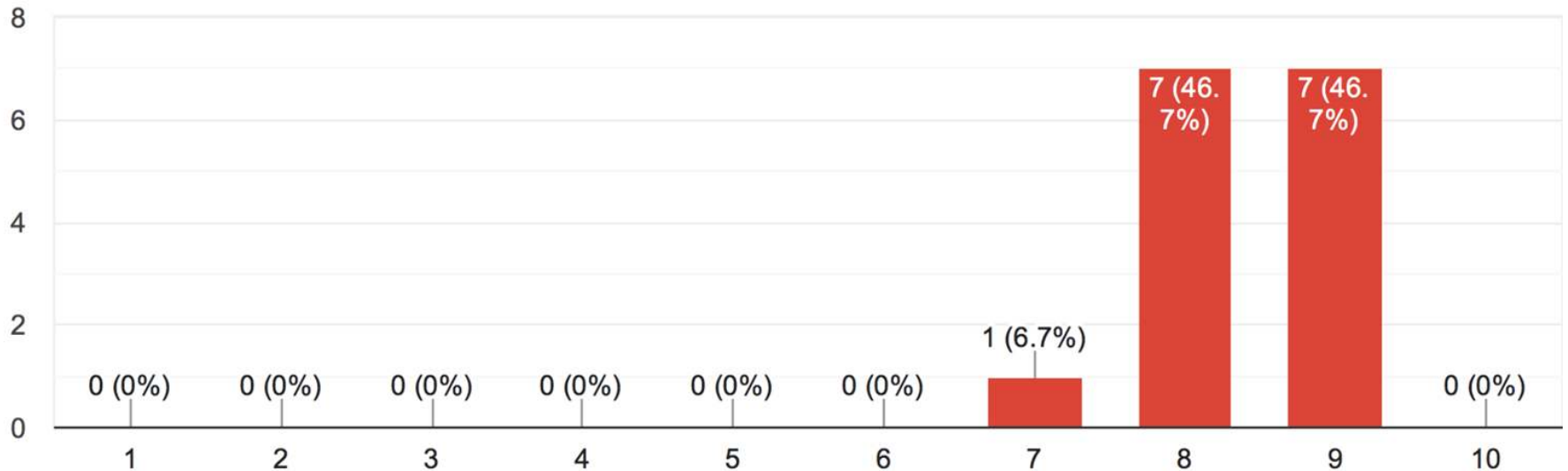
Question 7

“Rate the quality of guest speakers and discussions held at Coalition meetings.”

Question type: Linear scale

Number of respondents: 15

Responses:



Question 8

“What are the most valuable aspects of the Coalition?”

Question type: Long answer

Number of respondents: 16

Responses:

Several common themes emerged from the responses, such as;

- Learning
 - Networking
 - Planning together
 - “Connecting with people from other organizations and seniors themselves”
 - Sharing what other organizations are doing
 - Collaboration
 - Problem-solving
 - Community updates
 - “Avoiding duplication of service”
 - Information sharing
 - Presentations/Speakers
-

Question 9

“What aspects of the Coalition could be improved on?”

Question type: Long answer

Number of respondents: 12

Responses:

- 4 respondents indicated they were unsure or had no comments
 - Time
 - “Prefer shorter meetings but not always doable”
 - “Wondering if introductions at the beginning could speed up”
 - Social connection
 - “Opportunities to socialize”
 - “Maybe one meeting in person is maybe more social/ mixer/ learn about each other/ build relationship”
 - Connection
 - “Little more time for community connection- what’s happening or coming up”
 - “Improving opportunities for collaboration between organizations”
 - 1 respondent answered “speakers”
 - 1 respondent answered “advocacy”
-

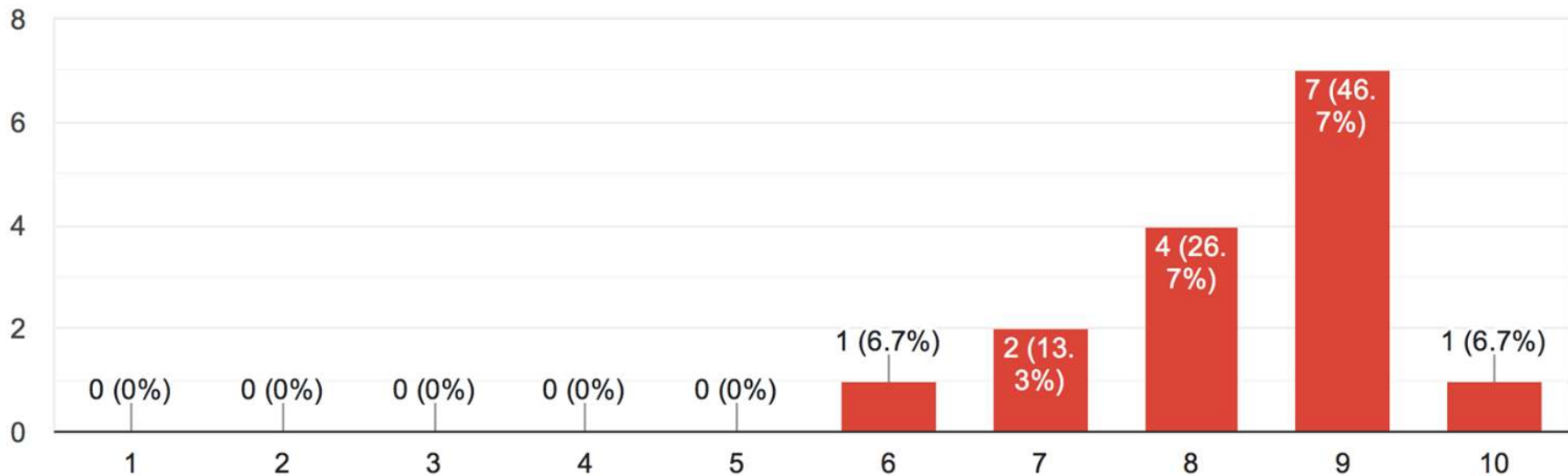
Question 10

“Rate the overall effectiveness of the Coalition.”

Question type: Linear scale

Number of respondents: 15

Responses:



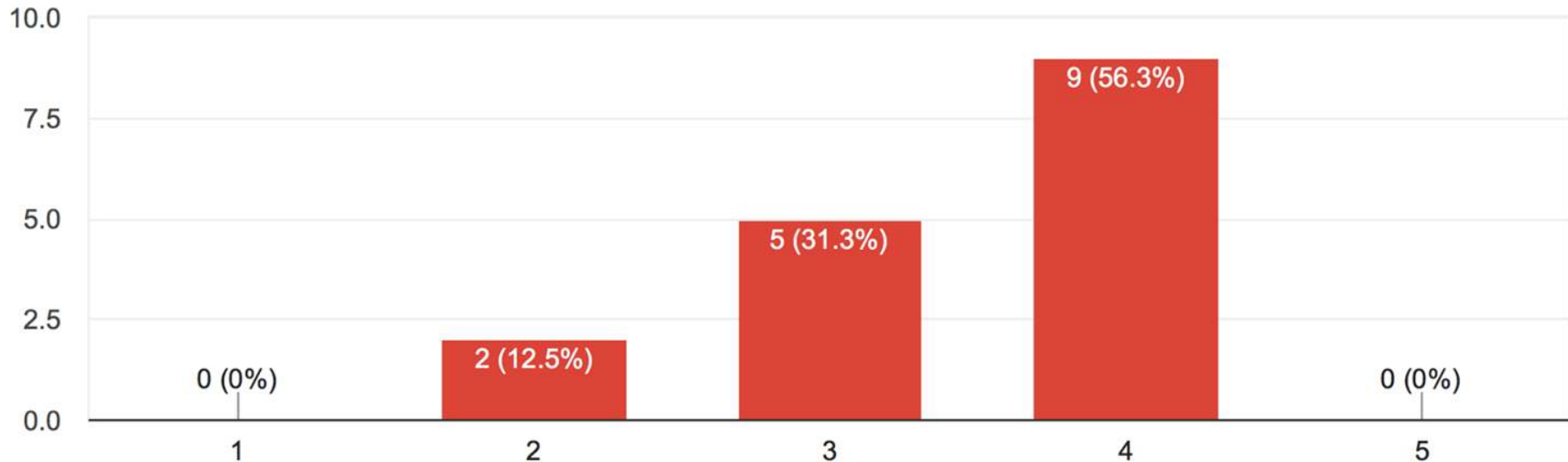
Question 11

“Please indicate the level to which Covid-19 continues to impact your organizations/clients”

Question type: Linear scale

Number of respondents: 16

Responses:



Question 12

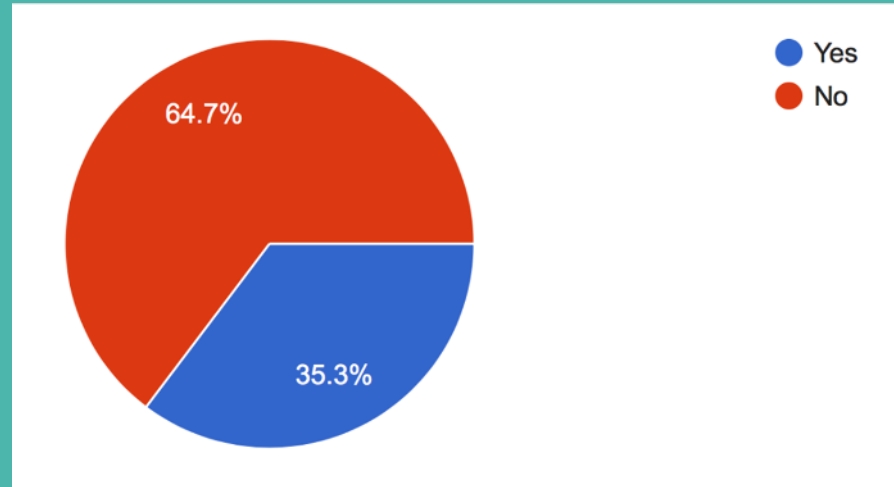
“Has your organization returned to pre-Covid-19 levels in programming and/or services?”

Question type: Multiple choice

Number of respondents: 17

Responses:

- 11 respondents answered “no”
- 6 respondents answered “yes”



Question 13

“If not, how close are you to returning to pre-Covid-19 levels?”

Question type: Short answer

Number of respondents: 14

Responses:

- 3 respondents indicated they are very close to returning to pre-Covid-19 levels, about 75-95%
- 1 respondent indicated they will continue with a hybrid approach
- 1 respondent will not be returning to pre-Covid levels as Zoom is more convenient and yields more consistent turn out
- 5 respondents indicated they are unsure
 - “Still too many variables”
 - “Hard to predict with new variants”

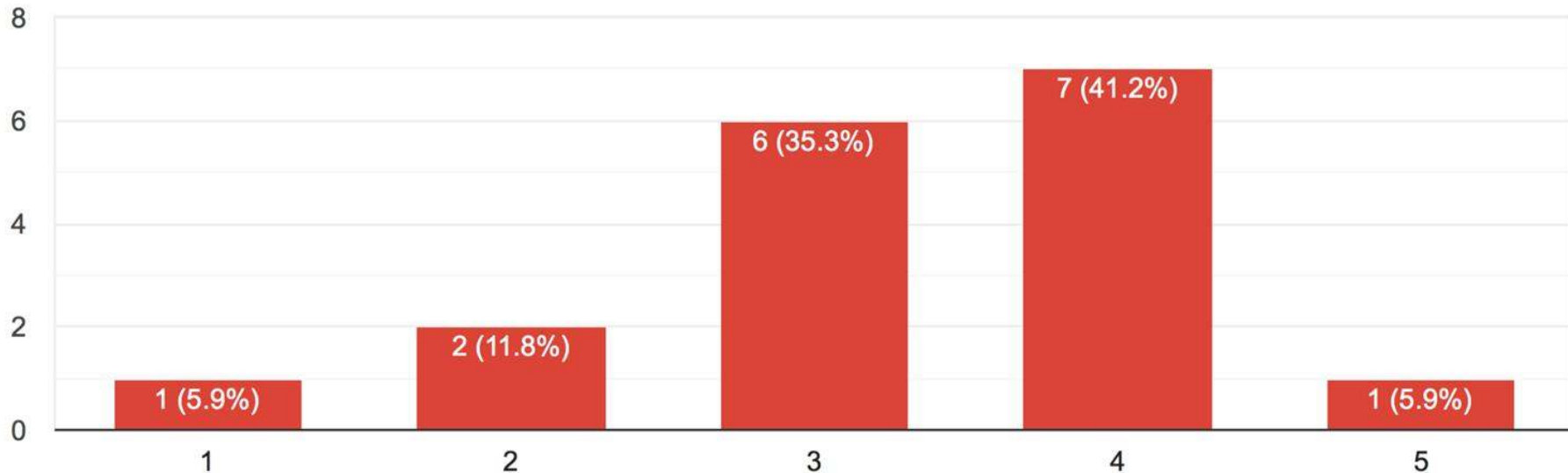
Question 14

“Please indicate the level to which climate change impacts your clients’ lives.”

Question type: Linear scale

Number of respondents: 17

Responses:



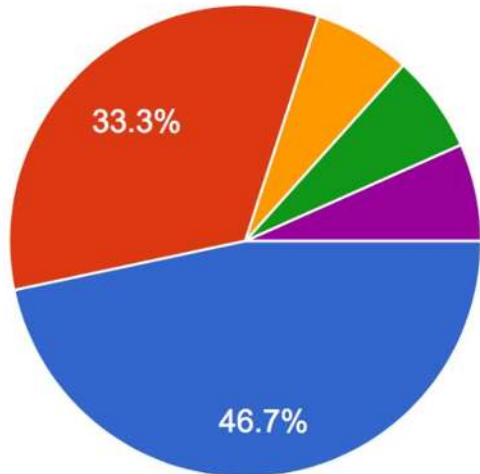
Question 15 “Do you have any plans in place to deal with climate change events?”

Question type: Multiple choice with “other” option
15

Number of respondents:

Responses:

- 5 respondents answered “no”
- 7 respondents answered “yes”
- 3 respondents answered “other”



- Yes
- No
- We are working on it
- Stay in touch with NS events
- We are prepared to be reactive in the case of another heat dome, i.e. make our a/c buses available to get clients out. Even for a drive and/or an ice cream.

Question 16

“Are there any topics which should/could be addressed in future meetings?”

Question type: Long answer

Number of respondents: 12

Responses:

- Housing issues for seniors
 - How to help homeless
 - Discussion on the level of evictions
 - Wellness and mental health in seniors
 - Transportation
 - Food
 - Language barriers
 - Emergency preparedness
 - Healthcare
 - Education on dementia
 - Accessing health services, mental health etc.
 - “Senior's fitness benefit to offset their cost of balance & mobility classes ...which ultimately reduces hospital visits (health care costs).”
-

Question 17 “Is there anything else you’d like to tell us about the coalition?”



Question type: Short answer

Number of respondents: 8

Responses:

- 3 respondents mentioned their appreciation for all the hard work put into the Coalition and are grateful for Lionsviews’ leadership
- “Great way for agencies to share information about themselves, and their programming. Thanks for the hard work in putting the speakers together, and the time”
- “Always good to see so many different faces and contributors”
- “I very much appreciate your effective work in informing us, getting our input, and coordination of services”

Conclusion

- Overall, the feedback received from this survey was positive
 - Respondents indicated high level ratings in relation to Coalition questions
- It was indicated that meetings on Zoom would be preferred with occasional in-person meetings for the opportunity to socialize and have discussions
- A variety of topics/themes for future meetings were provided such as, housing issues for seniors, mental health for seniors, healthcare, etc.